

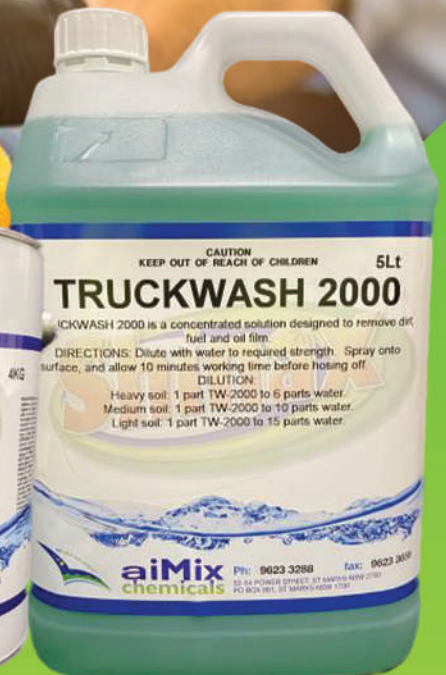
AIMIX
CHEMICALS



Automotive

Our range of all Australian Automotive products are some of the toughest around. With the highest quality ingredients and the most fair dinkum prices we have you and your Automotive requirements covered. Our large range spans from Coolants to Car & Truck Wash and even Workshop Degreasers to remove the toughest of oil stains. Last but not least, when you buy AiMix Chemicals, you're buying Australian made and owned products, guaranteeing the high-quality Australian standard that you know and trust.

Shinax®





Professional

Fast Acting



Clean



Efficient



PRODUCTS AND DESCRIPTION



Parts Washing Solvent

DIRECTIONS:
Spray onto oily and greasy surfaces. For heavy build up, agitate with degreasing brush.


Allow to penetrate for a few minutes and then hose off with water.



Solvent Degreaser

DIRECTIONS: Spray onto oily and greasy surfaces. For heavy build up, agitate with degreasing brush.

Allow to penetrate for a few minutes and then hose off with water.



Eze Blast Away

DIRECTIONS:
Motor bodies and painted surfaces: 1 part EZE BLAST AWAY to 20 parts water.
General Cleaning: 1 part EZE BLAST AWAY to 40 parts water.


Degreaser: Apply to greasy surface then hose off with water.



Hydratec

Hydratec is a hard surface cleaner, for easy removal of grease and grime from floors, walls, doors etc.

Excellent for cleaning grease films from motor vehicle parts, plastic surfaces or stainless steel. Hydratec is non-flammable, biodegradable and safe on colour fast fabrics.



Release

USES: Rust Penetration and Loosening Rusted Parts. Drying Wet Spark Plugs and Distributor Oil penetrant for any situation needing Lubrication.

Used for light Degreasing Jobs.
DIRECTIONS: Simply spray on and allow to penetrate affected areas.



Tar & Bitumen Remover

Spray onto affected areas with an atomiser. For heavy build up, agitate with degreasing brush.

Allow to penetrate for a few minutes and wipe over with clean rag or remove with pressure washer.



PRODUCTS AND DESCRIPTION



95% Coolant - Type A

Uses: Suitable for all Passenger and Light Diesel Vehicles.
DIRECTIONS: MEG 95% coolant concentrated water coolant for use in automotive cooling systems.

95% coolant is an all year round protection against rust and corrosion providing cooling efficiency in summer, and anti-freeze in winter. For all year round corrosion protection, improved summer cooling and anti-freeze protection, add 1 part coolant to 2 parts water. For more efficient summer cooling for vehicles with air conditioning or towing, use 2 parts coolant to 1 part water. Drain flush and refill at regular intervals. Hard water will reduce corrosion protection. Replace at 3 years or 100,000 kms



M30 Coolant

A concentrated water coolant for use in automatic cooling systems. M30 Coolant is an all year round protection against rust and corrosion providing cooling efficiency in summer, and anti-freeze in winter.

For anti-freeze protection add, Neat for all year round corrosion protection, and improved summer cooling add Neat For more efficient summer cooling for vehicles with air conditioning or towing, use neat, drain, flush and refill at regular intervals. Hard water will reduce corrosion protection.



Radiator Flush

IMPORTANT: Drain radiator of old coolant and flush thoroughly with clean water, Then add radiator flush till full. Run engine for about twenty minutes then release Radiator Flush out of the system and again thoroughly flush with clean water, after all of the product has been flushed out add the required coolant to your cooling system.
DIRECTIONS: For trucks run for twenty minutes then drain, rinse with water thoroughly then add required coolant For cars run for twenty minutes then drain, rinse with water thoroughly then add required coolant



Rust Inhibitor

Rust Inhibitor is a general-purpose automotive cooling system corrosion inhibitor concentrate. It will not reverse pre-existing corrosion problems.

This is not an anti-freeze/anti-boil type coolant and should not be used in conflict with engine manufacturers recommendations.
Rust Inhibitor is recommended where the following performance levels are cited: Ford ESD-M99B166-C, Mazda MES-MN121-C, General motors GM 1899M, Japanese JIS K2234, Toyota, Mitsubishi and Australian Standard AS 2108.1:1997 engine coolant type B.

USE: Use Rust Inhibitor at 1Litre to treat 8 Litres or 125ml per litre in distilled water. If required to up with diluted inhibitor to avoid a rundown in concentration. Replace at 3 years or 100,000 km intervals. May be replaced more frequently depending on driving conditions or manufacturers requirements.

Do not mix with any other inhibitors or coolants.

DIRECTIONS: When the vehicle is cool, drain the radiator and engine block as per vehicle owners manual, thoroughly flush and rinse clean. Fill with correct volume of Rust Inhibitor. Fill trough top opening of cooling system reconnect all hoses, drain plugs etc. Check level after engine has reached operating temperature and allow to cool again. Any spillage on paintwork should be flushed off with water. Dispose of used material in accordance with local regulations.



PRODUCTS AND DESCRIPTION



Brake Cleaner

DIRECTIONS: Spray generously on and around your brake discs or drums, calipers, and pads. Repeat as necessary until any debris and grease have been washed away.

Wipe down your wheels and soak up any excess cleaner with a lint-free cloth. Allow the wheels and brake parts to air dry for several minutes before moving the car again.



Vinyl Gloss

DIRECTIONS: Spray a small quantity on to the vinyl and rubber surfaces or wipe with lint-free cloth and allow to dry. Extra shine maybe obtained by buffing with a dry cloth.

Vinyl Gloss is safe for use on all surfaces such as bumpers, cover strips, etc.



Shiner

DIRECTIONS: Wash tyres and bumpers or any surface that needs treatment. Allow to dry, then simply spray on tyres and bumper surfaces.

Bumpers may need a wipe with clean cloth that is sprayed with shiner.



Overcoat

DIRECTIONS: OVERCOAT is a spray tyre dressing with non-silicone spirit base. It helps restore the original colour of rubber and plastic and will give a tremendous wet look and brilliant gloss.

USES & METHODS: For an excellent result, surfaces should be thoroughly cleaned and dry. Then spray directly onto the surface and allow air to dry.





PRODUCTS AND DESCRIPTION



Mag Wheel Cleaner

DIRECTIONS FOR USE: Brush or spray undiluted onto wheel surfaces. Allow 5-10 minutes for product to work. Rub with brush over surface of wheel.

If some black spots remain, repeat application. For removal of product simply hose off with water.



Alloy Clean

A product designed for aluminium and stainless steel. Not recommended for food contact surfaces. Highly acidic. Spray on to affected area. Leave for 15-20 mins depending on surface condition, can be agitated then rinse with water. Will not pit or corrode surface.



Methylated Spirits

METHYLATED SPIRITS is a colourless liquid with a characteristic odour. It is highly flammable and is completely miscible in water.

METHYLATED SPIRITS is generally used as a solvent and disinfectant particularly in hospitals, and medical surgeries and School's Bio-laboratory.



Rigwash

DIRECTIONS:
High-pressure units- 1 part RIGWASH in 10parts water.
Sponge or broom wash- 1part RIGWASH in 20parts water.

For best results RIGWASH should be left on surface for 10-15 mins, before rinsing off. Once surface is thoroughly clean, RIGWASH may be sprayed and left on surface to be rinsed off at later time.



Rigwash Advanced

DIRECTIONS:
High-pressure units- 1 part RIGWASH ADVANCED in 10 parts water. Sponge or broom wash- 1part RIGWASH ADVANCED in 20 parts water.

For best results RIGWASH ADVANCED should be left on surface for 10-15 mins, before rinsing off. Once surface is thoroughly clean, RIGWASH ADVANCED may be sprayed and left on surface to be rinsed off at later time.





PRODUCTS AND DESCRIPTION



Pure Pan

PURE PAN is a specially designed product for sanitising and deodorising portable toilets. Its disinfecting properties and deodorising capabilities are great for portable toilet situations.

DOSAGE Pour approx 600mls per 60 Litre capacity reservoir. Recommended for regular use.



Rust Remover

DIRECTIONS: For heavy-duty applications, mix 1 part RUST REMOVER to 2 parts water. For a general purpose cleaning, mix 1 part RUST REMOVER with 10-40 parts water.



Windscreen Washer Additive

Windscreen Additive is a blue clear liquid concentrate for use in automotive washer reservoirs.

DIRECTIONS: Fill reservoir with clean water first. Add approx. 75-100ml of windscreen additive to a typical (2.5ltr) reservoir. For extra cleaning power add up to 250 ml to 2.5ltrs of water.



Carpet & Upholstery Shampoo

Stain removal & pre spotting: Carpet & Upholstery Cleaner mixed 1:1 with water and

applied through spray bottle for the removal of light stains or the pre spotting of stains prior to cleaning. Work the mixture well into the stain and clean up with a damp sponge.
General Cleaning: For hand cleaning in small areas dilute 1:15 with warm to hot water, apply by spray and work into surface with a stiff brush. Clean up with a wet vac or by hand with clean sponges and damp cloth. Always test materials to be cleaned for colourfastness.





PRODUCTS AND DESCRIPTION



Waterless Car & Truck Wash

Simply spray on vehicle surfaces including glasses, mirrors, vinyl, leather, wheels. Dry out with piece of cotton cloth. Leave your vehicle clean and shiny.



Grit Hand Cleaner With Grit

HAND CLEANER WITH GRIT is a natural compound waterless hand cleaner that contains D-limonene and

petro-chemical solvents. It leaves your hands refreshingly clean with a natural fragrance. DIRECTIONS: Apply a small quantity to hands and work well into soiled areas. Rinse off with water or wipe clean.



Car Wash 'N' Wax

Car wash 'n' wax is a high quality concentrated detergent which effectively removes dirt, oil & road grime from painted surfaces.

Directions: dilute 1 part with 50 parts clean water for truck cabs and paintwork. Best results obtained if applied by low pressure spray. Let penetrate 3-5 minutes, allow to dry, then hose or pressure rinse with clean water. Lower dilution rate for heavy grime.



Workshop Degreaser

This product is a heavy duty water and solvent based degreaser. DIRECTIONS: Workshop degreaser should be applied neat to all affected areas.

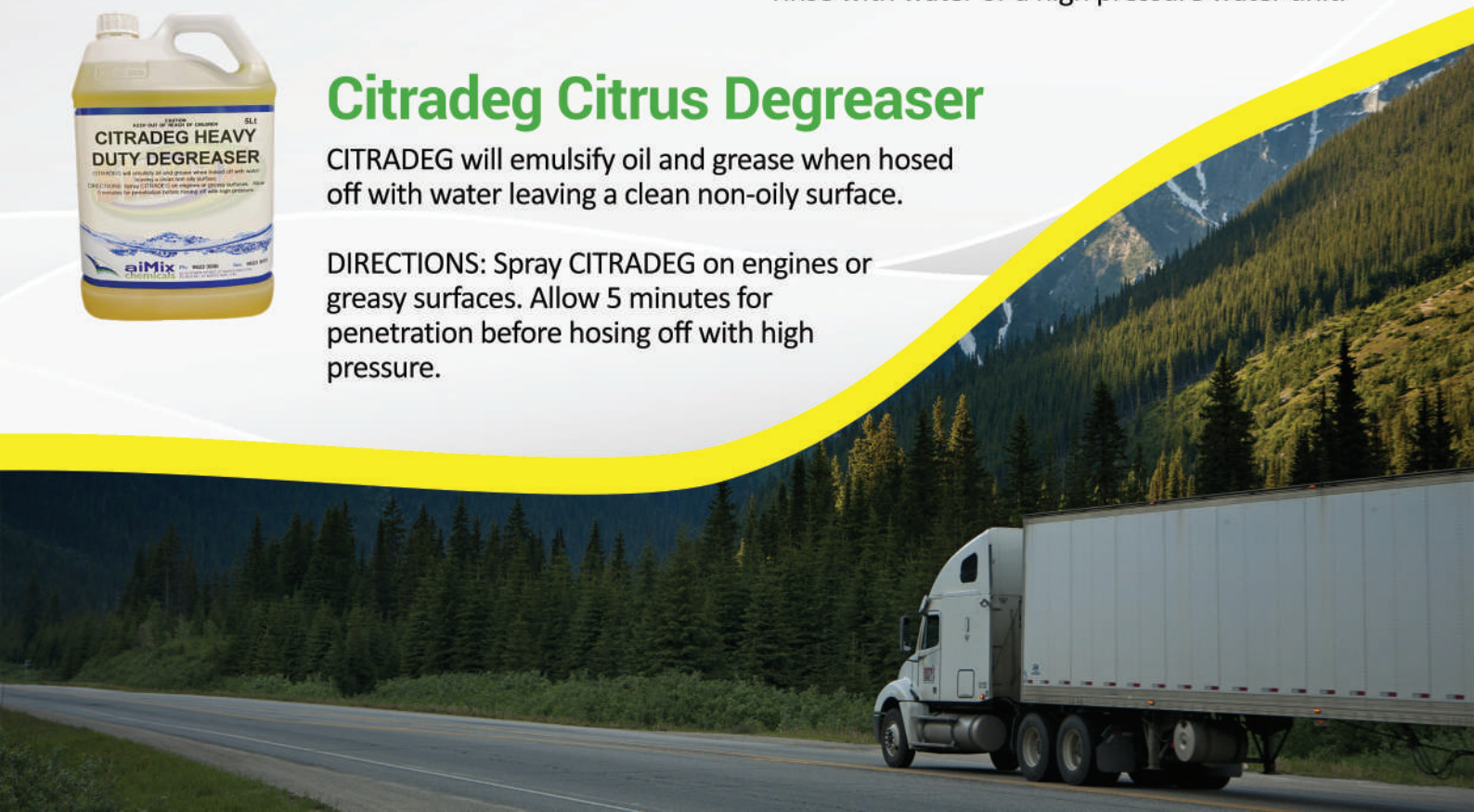
Apply and allow 5 to 10 minutes to penetrate. For heavy build up, agitate with degreasing brush then rinse with water or a high pressure water unit.



Citradeg Citrus Degreaser

CITRADEG will emulsify oil and grease when hosed off with water leaving a clean non-oily surface.

DIRECTIONS: Spray CITRADEG on engines or greasy surfaces. Allow 5 minutes for penetration before hosing off with high pressure.





PRODUCTS AND DESCRIPTION

Truckwash 2000



TRUCKWASH 2000 is a concentrated solution designed to remove dirt, fuel and oil film.

DIRECTIONS: Dilute with water to required strength. Spray onto surface, and allow 10 minutes working time before hosing off.

DILUTION:

Heavy soil: 1 part TW-2000 to 6 parts water.

Medium soil: 1 part TW-2000 to 10 parts water.

Light soil: 1 part TW-2000 to 15 parts water.





PRODUCTS AND DESCRIPTION

SCRUB OFF[®]



Scrub Off Hand Cleaner (Fine Grit)



Our range of Scrub Off Hand Cleaners are Pure, fresh-smelling, natural citrus hand cleaners that create a deep clean to remove even the most stubborn dirt. It has a large range of uses from the removal of oil to the removal of printer ink.

DIRECTIONS FOR USE: Dispense a small quantity into the palm of your hand. Add a little water and work well into hands. Rinse off thoroughly with clean water. Hands are left feeling clean and refreshing with a pleasant fragrance. Available in both Citrus and Mint Scent.

Scrub Off Citrus Hand Cleaner (Course Grit)



Our range of Scrub Off Hand Cleaners are Pure, fresh-smelling, natural citrus hand cleaners that create a deep clean to remove even the most stubborn dirt. It has a large range of uses from the removal of oil to the removal of printer ink. What makes the course grit special is the grit has been formulated from natural corn kernals allowing for a deeper course scrub.

DIRECTIONS FOR USE: Dispense a small quantity into the palm of your hand. Add a little water and work well into hands. Rinse off thoroughly with clean water. Hands are left feeling clean and refreshing with a pleasant fragrance.



Contact Us Today!

☎ (02) 9623 3288

✉ chrystal@aimixchemicals.com.au

🌐 aimixchemicals.com.au

