

# Domestic & Commercial Cleaning

AIMIX  
CHEMICALS



Our vast range of Domestic & Commercial Cleaning products will have your back with almost any cleaning job you attempt. From scrubbing to mopping, to wiping and dishwashing our products will provide the highest quality clean for you and your family. But don't just take our word for it, our Domestic & Commercial Cleaning range also contain HACCAP Approved products, giving them international credibility.

Last but not least, when you buy AiMix Chemicals, you're buying Australian owned and made products, guaranteeing the high-quality Australian standard that you know and trust.

## ShinaX<sup>®</sup>







**Family Friendly**



**Fast Acting**





**Clean**



**Hospitality**





# PRODUCTS AND DESCRIPTION




## Blue Laundry Liquid

BLUE LAUNDRY LIQUID is a general-purpose high performance surfactant system in concentrated form.

Contains optical brighteners for polyester and cotton. Ideally suited for automatic systems employing hot or cold-water washing. The pH is adjusted for use on delicate fabrics and synthetics. Blue Laundry Liquid contains natural lubricants to aid in the finishing of fabrics.

**DIRECTIONS:** Use 80mL to 120mL for each wash.



## Liquid Breaker

**DESCRIPTION:** For use in a liquid laundry system. Heavy-duty liquid breakwash is designed to break up surface soil in the first part of the wash.

This is specifically formulated for centramatic dispensing systems.

**DIRECTIONS:** Use 10-30 g per litre depending on cleaning efficiency required. It may be diluted with water.



## Laundry Solvent

**DESCRIPTION:** LAUNDRY SOLVENT is a concentrated emulsifier/solvent blend recommended for removal of grease, wax and oil based stains. You may apply direct to stains before washing.

**USE AND METHODS:** Add 250ml to 500ml per 50Kg load depending on the degree of boiling. As pre-soak, use 250ml per 50Kg dry load. Soaking should be done overnight.




## Eucalyptus Laundry Liquid

EUCALYPTUS LAUNDRY LIQUID is a general-purpose high performance surfactant system in concentrated form.

Contains optical brighteners for polyester and cotton. Ideally suited for automatic systems employing hot or cold-water washing. The pH is adjusted for use on delicate fabrics and synthetics. Eucalyptus Laundry Liquid contains natural lubricants to aid in the finishing of fabrics.

**DIRECTIONS:** Use 80mL to 120mL for each wash.



## Eucalyptus Woolwash

**DIRECTIONS:** Use ½ cup of Woolwash to about 5 litres of warm water. Squeeze the liquid gently through the clothes and then

leave them to soak for a few minutes. Drain off the excess moisture - BUT DO NOT RINSE. You can roll the clothes in a towel and/or spin dry. By retaining liquid woolwash in the garment, not only is the garment thoroughly cleaned but the eucalyptus oil restores the feel and look to all woolen items.





# PRODUCTS AND DESCRIPTION



## Laundri Brite Laundry Powder

Laundri Brite is specially formulated to protect colours and whites while powerfully cleaning off dirt and tough stains.

Its advanced formulation contains optical brighteners that keep your clothes looking newer for longer.

Laundri Brite is designed for both Front and Top loaders and can be used in either Hot or Cold washes.

### DIRECTIONS:

Suitable for all types of fabric.

Full Load Normal Wash -  $\frac{1}{4}$  cup.

Heavy Soiled Wash -  $\frac{1}{2}$  -  $\frac{3}{4}$  cup.

Front Loaders and Twin tubs -  $\frac{1}{3}$  cup.



## White Knight Laundry Powder



Highly concentrated detergent specially formulated with high quality brightener, stain remover and unique fragrance

to give your clothes a fresh feel. WHITE KNIGHT can be used in both hot and cold water. DIRECTIONS: In top loading washing machine add  $\frac{1}{3}$  -  $\frac{1}{2}$  cup detergent. In front loading machine, add:  $\frac{1}{4}$  -  $\frac{1}{2}$  cup detergent. For heavily soiled wash an extra  $\frac{1}{4}$  cup may be needed. Always dissolve laundry powder fully prior to adding clothes. Never add powder directly onto clothes.



## Blue Knight Laundry Powder



Highly concentrated detergent specially formulated with high quality brightener, stain remover and unique fragrance

to give your clothes a fresh feel. BLUE KNIGHT can be used in both hot and cold water.


### DIRECTIONS:

Suitable for all types of fabric.

Full Load Normal Wash -  $\frac{1}{4}$  cup.

Heavy Soiled Wash -  $\frac{1}{2}$  - cup.

Front Loaders and Twin tubs -  $\frac{1}{3}$  cup.



## Antibacterial Laundry Powder

Antibacterial Laundry Powder is specially formulated to not only protect colours and whites while powerfully cleaning off dirt and

tough stains, it also kills nasty germs in each load! Its advanced formulation contains optical brighteners that keep your clothes looking newer for longer.

Antibacterial Laundry Powder is designed for both Front and Top loaders and can be used in either Hot or Cold washes.

DIRECTIONS: Suitable for all types of fabric.

Full Load Normal Wash -  $\frac{1}{4}$  cup.

Heavy Soiled Wash -  $\frac{1}{2}$  -  $\frac{3}{4}$  cup.

Front Loaders and Twin tubs -  $\frac{1}{3}$  cup.



## Euco-White Eucalyptus Laundry Powder

EUCO-WHITE is a concentrated laundry powder used in front load washing machines. It contains a higher level of optical brighteners. EUCO-WHITE can be used in both hot and cold water.

DIRECTIONS: Use half a cup for normal wash load. Always dissolve laundry powder fully prior to adding clothes. Never add powder directly onto clothes.





# PRODUCTS AND DESCRIPTION




## Bluey Laundry Powder

BLUEY is a concentrated laundry powder used in washing machines.

It contains a high level of optical brighteners. BLUEY can be used in both hot and cold water.

**DIRECTIONS:** Use a third to a half a cup for normal 7kg wash load. Always dissolve laundry powder fully prior to adding clothes. Never add powder directly onto clothes.



## Breaker

BREAKER is a colourless, free flowing powder containing alkaline salts and synthetic detergents.

The solution in water is a base. Note: It reacts with combustible and reducing substances.

### USES AND METHODS:

BREAKER provides rapid wetting and penetrating of fabrics and excellent soil suspension properties. For blood removal add 1 cup of cold-water break wash to a sink of water.



## Ultra Green Laundry Powder

**DIRECTIONS:** Suitable for all types of fabric, a highly concentrated powder for use in washing machines.

It performs excellently for heavy duty washing, such as overalls and particularly dirty clothes. Brightens clothes and whitens them, it contains a high level of optical brighteners and active agents, including sodium perborate. Do not overload the machine – the clothes should move more freely through the water.



## Enzobrite Laundry Powder

ENZOBRITE is a very skilfully blended premium grade laundry powder that acts on all types of soil to give a perfect wash.

It contains enzymes, which boost its laundering efficiency. The alkaline salts are well balanced to make it safe on most fabrics and optimising its detergency. The optical brighteners present are fantastic for giving garments the expected brightness from the wash. It is used in institutional, commercial, industrial laundry, motel and hotel linen care, and domestic applications.

**Important note:** PRE DISOLVE POWDER BEFORE ADDING TO WASH.

**DIRECTIONS:** Use  $\frac{1}{4}$  to  $\frac{1}{2}$  cup of ENZOBRITE per wash. Use hot water to activate the enzymes.



## Polywash HD

Polywash HD is as tough as nails! It's unique formulation is designed for heavily soiled clothes such as work overalls with heavy grease and grime stains obtained from work environments.

**DIRECTIONS:**  
Suitable for all types of fabric.

100lb (45.3592 kg) load: 500g in break.  
1st wash. /25g in wash. 2nd wash

200lb (90.7185 kg) load: 800g in break.  
1st wash. /400g in wash. 2nd wash

400lb (181.437 kg) load: 1.35 kg in break.  
1st wash. /700g in wash. 2nd wash

600lb (272.155 kg) load: 2.25kg in break.  
1st wash. /1.20kg in wash. 2nd wash





# PRODUCTS AND DESCRIPTION



## Dew Drops Fabric Softener

DEW DROPS fabric softener is a pale blue opaque cationic softener with specially selective additives, which, when added to

the final rinse cycle of all wash loads, greatly adds to the feel and life of all fabrics. It has a wonderful mild floral water lily fragrance after washing.

### DIRECTIONS:

Use 30-60ml of Adsoft per wash in the final rinse of domestic washing.

Use 100 – 150ml of Adsoft per 50 litre of water for commercial washing machines.

For washing machines with automatic dispensers, fill to the level indicated in the instruction manual.



## Adsoft Fabric Softener

Adsoft Fabric Softener is a concentrated formulation that will leave clothes feeling soft and with a pleasant fragrant smell.

Use 30-60ml of Adsoft per wash in the final rinse of domestic washing.

Use 100 – 150ml of Adsoft per 50 litre of water for commercial washing machines.

For washing machines with automatic dispensers, fill to the level indicated in the instruction manual.

Available in the following fragrances: Floral and Apple



## Dual Soft Sour Conditioner

DESCRIPTION: Dual Soft is designed to soften and to neutralize any alkaline residue left from the main wash, leaving a beautiful aroma in the fabric.

USES AND METHODS: This product has four primary functions for use with towels and garments:

- 1) Softens
- 2) Conditions and perfumes
- 3) Sterilises
- 4) Reduces static build up.

For ultimate softness, pre-soak towels in warm solution overnight, then wash.

DILUTION: A 30ml measure of Concentrated Fabric Softener should be diluted and added directly to the final rinse. Modern washing machines have an automatic fabric softener dispense. Fill the dispenser to the level indicated and follow machine manufacturer's instruction. Use fabric softener at a rate of 100 to 150mls per 50 litres of water in the final rinse.



## Antibacterial Laundry Liquid

ANTIBACTERIAL LAUNDRY LIQUID is a general-purpose high performance surfactant system in concentrated form and leaves a refreshing Citriodora fragrance


to your wash. Not only does Antibacterial Laundry Liquid leave your clothes smelling fresh and clean, it also kills 99.9% of germs in your wash making it perfect for use in nursing homes, hospitals, commercial and domestic. Ideally suited for automatic systems employing hot or cold-water washing. The pH is adjusted for use on delicate fabrics and synthetics. ANTIBACTERIAL LAUNDRY LIQUID contains natural lubricants to aid in the finishing of fabrics.

DIRECTIONS: Use 1/3 to 1/2 a cup for each wash.





# PRODUCTS AND DESCRIPTION



## Soaker Plus

SOAKER PLUS is ideal for all types of laundry and is ideally used for the soaking of nappies & whites. It contains safety oxidising bleach to remove stubborn stains.

SOAKER PLUS safely removes residue from plastic, china and metal surfaces. Safe on all surfaces. Ideal for cleaning coffee and tea urns. SOAKER PLUS has special wetting agents to enable its use as an effective pre soaker.

### DIRECTIONS:

- 1) Dissolve 50gm per 5 litre of hot water (50-70degC).
- 2) Immerse articles for soaking until stains are removed.
- 3) Rinse with fresh water or cycle through dishwashing machines

### For Distaining equipment:

- 1) Dissolve 50 gm per 5litre of hot water (50-70degC).
- 2) Circulate through coffee maker or urn or scrub stained areas.
- 3) Rinse and air dry.



## Nappy Soaker

NAPPY SOAK is an enzyme boosted white powder used to help in the removal of protein stains and stubborn stains from fabric. It has no fragrance.

### USES AND METHODS:

NAPPY SOAK is for hand or machine washing. For use as a presoak, add one tablespoon of powder per 5 litres of warm water, and then soak clothing for 1 to 2 hours. Rinse and wash in the normal way. For overnight soaking, add 1 to 2 teaspoons per 5 litres of water, and then rinse and wash in the normal way. To enhance the power of your normal washing method, 1 tablespoon of powder can be added to your machine. For best results, do not use chlorine bleach.



## Oxyper (Sodium Percarbonate)







# PRODUCTS AND DESCRIPTION




## Prewash Stain Remover

**DESCRIPTION:** Clear spray stain remover/soaker with no fragrance.

**USES AND METHODS:** This product can be used in two ways:

- 1) Sprayed neat onto difficult stains, then leave for 5 minutes prior to putting clothes into the washing machine.
- 2) As a soaker to loosen difficult to remove stains.

**DILUTION:** When spraying prior to wash – use neat by spraying from a spray trigger directly onto stains. When soaking dilute 1:5 with water and soak for several hours.



## Sodium Bicarbonate Soda

Freshen Sponges- Stinky sponges smelling up your kitchen?

Soak them in a solution of baking soda (4 tablespoons) and water (1 quart) to breathe new life into them.

**Polish Silver-** Make a paste of three parts baking soda and one part water and rub onto tarnished silver with a clean cloth. Rinse and dry thoroughly.

**Clean the Oven-** Forget about the harsh chemicals the next time you need to clean the oven. Instead, sprinkle baking soda on the bottom of your oven and spray it with water until it's damp. Let the baking soda sit overnight, then clean it out with ease using a sponge or towel.

**Deodorize Trash Cans-** A sprinkle of baking soda in the bottom of your cans will help quell offensive odors.



## Liquid Bleach

A powerful cleaning bleach for removing stubborn stains, effective for cleaning whites and nappies, and general cleansing.

Other uses are: bleaching, purification of water, sterilizer, fungicide, germicide, and swimming pool disinfectant.

**DIRECTIONS FOR 12.5% LIQUID BLEACH:** For general sanitising, 1 volume of product to 420 volumes of water, or 2.4ml of product per litre of cold water to give a normal 300ppm available chlorine. Suitable for use in kitchens and food preparation areas.

Bleach is available in 12.5%, 6% and 4% strength.



## Washing Soda

Additive used in domestic and commercial fabric washing processes.

**DIRECTIONS:** Use as required.



## Apple Dishwashing Liquid

Double concentrated hand dishwashing liquid fragranced with pleasant Green Apples perfume.

It is pH neutral, soft on hands, biodegradable and phosphate free.

Suitable for use in kitchens and food preparation areas!

**Directions:** Pour one table spoon of dishwashing liquid in the sink, fill with warm water, and use a sponge to clean the dishes, rinse with water.







# PRODUCTS AND DESCRIPTION



## Lemon Dishwashing Liquid



Double concentrated hand dishwashing liquid fragranced with pleasant Lemon perfume.

It is pH neutral, soft on hands, biodegradable and phosphate free. Suitable for use in kitchens and food preparation areas!

Directions: Pour one table spoon of dishwashing liquid in the sink, fill with warm water, and use a sponge to clean the dishes, rinse with water.



## Lemon Lotion Dishwashing Liquid

Creamy concentrated hand dishwashing liquid fragranced with pleasant Lemon perfume.

It is pH neutral, soft on hands, biodegradable and phosphate free. Suitable for use in kitchens and food preparation areas!

Directions: Pour one table spoon of dishwashing liquid in the sink, fill with warm water, and use a sponge to clean the dishes, rinse with water.



## Econodet Dishwashing Liquid



A dishwashing detergent formulated for commercial restaurants, hotels, kitchens, etc.

It will quickly dispose of grease and leaves dishes spotless.

Directions: Pour one table spoon of dishwashing liquid in the sink, fill with warm water, and use a sponge to clean the dishes, rinse with water.



## Fresh Dawning Dishwashing Liquid



FRESH DAWNING cuts through the toughest grease and contains special additives to be kind to hands.

Formulated for commercial restaurants, hotels, motels and domestic kitchens. This product is also good multi-purpose detergent. It quickly disposes of grease and leaves dishes and surfaces spotless. pH balanced to give a more powerful cleaning ability.



## Emerald Earth Dishwashing Detergent & General Purpose Cleaner



A highly concentrated dishwashing detergent formulated for food contact surfaces. Engineered for commercial, restaurant, hotel, kitchen, applications, it will quickly dispose of grease and leaves dishes spotless. ALWAYS RINSE WITH AMPLE WATER. USES & METHODS: Use 1/3 to 1/2 a cup for each wash.





# PRODUCTS AND DESCRIPTION



## Antibacterial Dishwashing Liquid

A dishwashing detergent formulated for commercial and domestic use - restaurants, hotels, kitchens, etc.

It will quickly dispose of grease and leave dishes spotless with a pleasant lemon fragrance. It is pH neutral, soft on hands, biodegradable and phosphate free.

**DIRECTIONS:** Pour one tablespoon of dishwashing liquid in the sink, fill with warm water, and use a sponge to clean the dishes, then rinse with water.



## Sparkle Clean

A powerful detergent to clean floor tiles, bathroom and shower areas without scratching. It removes dirt, body fats, bath rings and stains with ease.

**DIRECTIONS:** Simply spray or brush and allow to remain in contact for a short period. Wipe off with clean sponge or clean cloth.



## Total Bathroom & Toilet Cleaner

Total Bathroom & Toilet Cleaner is a complete urinal, shower and washroom cleaner. It is designed to be applied undiluted to remove acid build-up, body fats, scale and mildew, cleaning, deodorizing and leaving areas free of harmful bacteria.

**DIRECTIONS:**  
As a toilet bowl cleaner and urinal cleaner:  
Distribute over toilet bowls, urinals, seats etc. and scrub in with a brush or sponge and allow time to disinfect area. Flush or hose off with water.

As a disinfectant, deodorizing cleaner: 1 part to 20 parts water and apply with mop, sponge or spray to showers, basins, taps, bench tops and hard surfaces.



## Tile & Grout Restorer

**DIRECTIONS:** Apply solution using a mop, sponge or trigger spray. Agitate with a scrub brush if needed.

Remove using a sponge or damp mop. Rinse area well with clean water and wipe dry. Thoroughly rinse all metal surfaces and equipment.

**NOTE:** This product is acidic and will etch most polished marble, limestone and will corrode most metals.

### DILUTION:

Heavy Duty Cleaning: 1 part Restorer to 1 part water.

Medium Duty Cleaning: 1 part Restorer to 4 parts water.

Light Duty Cleaning: 1 part Restorer to 16 parts water.



## Creamy Cleanser



**DIRECTIONS:** Apply CREAMY CLEANSER to a wet sponge or cloth or directly onto the soiled surface. Wipe clean then rinse off. Use on all hard surfaces including laminates in the bathroom and kitchen. Avoid prolonged scrubbing in one area. Use neatly by pouring a little of the product onto a clean wet cloth and then wiping the surface, or pour a little directly onto surface and then wipe with a clean wet cloth.





# PRODUCTS AND DESCRIPTION



## Auto Dishmate Powder

Auto Dishmate is a chlorinated powder designed as an automatic feed product in commercial dishwashing machines.

Suitable for use in kitchens and food preparation areas.

### DIRECTIONS:

For small machines add 75gm at start of wash. Large tanks add 200gm.



## Auto Sani Dishmate Liquid

AUTO SANI DISHMATE is a chlorinated liquid designed as an automatic feed product in commercial dishwashing machines.

Suitable for use in kitchens and food preparation areas!

DIRECTIONS: Do not swallow. For small machine add 75ml at start of wash. Large tanks add 200ml.



## Auto Dishmate Liquid

DIRECTIONS: This highly alkaline liquid detergent should only be used in dishwashing and glass washing machines.

It is NOT recommended for washing crockery or glasses etc. by hand. Dispensing equipment fitted to dishwashing machines ensures correct quantities of liquid are added as required. Correct usage is from 7.5 to 15ml (or dose it at the ratio of 2-4 g/l or 1.7-3.4 ml/L) of detergent to 4.5 litres of water. Pour this solution into detergent tank. Top up tank as required.

Note: DO NOT pour undiluted liquid into detergent tank. This product should not be used for any other purpose than intended.



## Descaler

DIRECTIONS: DESCALER is a colourless, syrupy liquid detergent for the treatment of calcium build up in automatic dishwashing machines.

Add 250ml of DESCALER to machine and run at full cycle. Suitable for use in kitchens and food preparation areas!



## Rinse Aid with Descaler

RINSE AID is a highly refined, specialised non-foaming rinse additive normally used in dishwashing machines.

Without RINSE AID, bubbles can dry to form small unattractive circles on glassware and cutlery.

DIRECTIONS: Approximately 200ml (fill the container) should be poured into the tank of the dishwashing machine to last approximately one or two months. Most machines will inject 4 or 5 drops of RINSE AID into the final rinse of each wash.

DILUTION: Automatic dishwashing: neat (in tank)  
Hand Washing: 5 drops in rinse water.





# PRODUCTS AND DESCRIPTION



## Filter Clean Powder

### DIRECTIONS:

This product is a powdered detergent to be used at recommended concentration for

hand washing of the finest China, heavily soiled pots and pans and filters. It has excellent cutting power, cutting through the toughest dirt. Use at temperatures above 50°C should be avoided. The use of protective gloves while using this product, particularly at elevated temperatures is strongly recommended. Use 3 grams per Litre of hot water. For heavier soiled filters dilution of 5 grams per Litre may be required.



## Ovenmate - Oven & Grill Cleaner

**DIRECTIONS:** For the removal of baked fats or grease, spray on undiluted and allow minutes to penetrate.

For heavy carbon build up, use a wire brush and rinse equipment thoroughly. Apply Ovenmate undiluted and then rinse off thoroughly after 5 minutes. Further applications may be diluted depending on the severity of build up.

Ovenmate should not be used on aluminium pots or pans. RINSE PRODUCT CONTACTING SURFACES WITH POTABLE WATER AFTER USE.



## Comby Oven Cleaner

Comby Oven Cleaner has been specifically formulated to provide a simple to use highly effective maintenance cleaner for stainless and steel comby ovens.

**DIRECTIONS:** General cleaning : Dilute : 1 part to 5 parts of water.

Heavy Duty Cleaning: Use undiluted. Rinse all areas completely after use. Do not mix with any other chemical. Store in a cool area away from direct sunlight.



## Comby Oven Rinse

**DIRECTIONS:** Use undiluted. Pour desired amount into rinse reservoir.



## Non-Caustic Oven Cleaner

**DIRECTIONS:** For the removal of baked fats or grease, spray on undiluted and allow minutes to penetrate.

For heavy carbon build up, use a wire brush and rinse equipment thoroughly, then apply Non-Caustic Oven Cleaner undiluted and then rinse off thoroughly after 5 minutes. Further applications may be diluted depending on the severity of buildup.

Non-Caustic Oven Cleaner should not be used on aluminium pots or pans.





# PRODUCTS AND DESCRIPTION



## Deep Fryer Cleaner

Formulated to clean and remove heavy carbon deposits and staining on deep fryers. Ideal for take-away shops, etc.

**DIRECTIONS FOR USE:** Add 80gms per litre for medium carbon deposits. Add 100gms per litre for heavy carbon deposits.



## RE160 - All Purpose Cleaner

RE160 is designed for superior performance on all types of heavily soiled surfaces including carpets made from difficult to

clean low cost acrylics and carpets made from new generations stain resistant nylon fibres. RE160 does not effect stain resistant finishes on new fibres and has remarkable performance on wool and wool blend fibres. The soil release effect is instantaneous, allowing carpet to be deep cleaned and uplifted in one pass – you'll see the result instantly.

For general cleaning, dilute 1 part to 4 parts water apply solution by Mop, Swab, Spray or Brush and allow to remain in contact for a short period. Rinse with water and use brush or clean damp cloth. Special features- Concrete, terrazzo, ceramic and hard tiles – 10:1 dilution, Printing Presses and blocks – 2:1 or 8:1 dilution, Steam Cleaning – 1 Litre to 35 Litres water, Floor de-waxing & heavy soil – soak with 40:1 dilution, machine scrub & mop with clean water, Boat bilges – apply neat, allow to soak, preferably with agitation, and pump out.

**RINSE PRODUCT CONTACTING SURFACES WITH POTABLE WATER AFTER USE.**



## Multi-Purpose Cleaner

MULTI is a hard surface cleaner, solvent based for easy removal of grease and grime from floors, walls, doors etc.

Excellent for cleaning grease films from motor vehicle parts, plastic surfaces or stainless steel. MULTI is non-flammable, biodegradable and safe on colourfast fabrics.

**DIRECTIONS:** Dilute 30:1 with water for general purpose cleaning. Ideal as a spray and wipe.



## Cellar Clean

Cellar Clean cleaner sanitiser detergent (multi kill) is a powerful anti-bacteria agent for cleaning Food contact surfaces & mould and soils from walls, floors and garbage areas. Use 10ml of cellar clean per litre of water.

**Note: AFTER USING THIS PRODUCT ALWAYS RINSE SURFACE WITH AMPLE WATER.**



## Floor Cleaner

FLOOR CLEANER removes most soil from hard surfaces leaving tiles shiny and clean. Product leaves behind a pleasant fragrance after cleaning.

Floor cleaner is also suitable for timber polished floors.

**DIRECTIONS:** Add ½ to 1 cup to a bucket of hot water. Mop liberally. For Timber Floors add 100ml per mop bucket of warm water.

Suitable for use in kitchens and food preparation areas!





# PRODUCTS AND DESCRIPTION



## Stainless Steel Polish



Mineral oil blend for protecting steel surfaces. A very light, even coat of STAINLESS STEEL OIL on steel panels in and around lifts, windows and doorways will

enable finger marks and smears to be wiped off easily with a soft cloth. Do not swallow.

Application: Apply a small amount of STAINLESS STEEL OIL to a clean cloth. Wipe a thin film of the polish onto the steel surface, then wipe dry. The surface will now be protected from staining and marking.



## Carpet Grease Release

DESCRIPTION: Carpet Grease Release is a high performance multi-purpose rinsing spotter for the removal of oil or tar like stains from carpet and clothing prior to extraction, rotary

shampooing or laundering. Some inks, most paints, chewing gum and latex carpet adhesive are softened and allowed to be scraped up. **USES & METHODS:** Carpet: Apply full strength by lightly spraying or swabbing. 'Work' stain from edge to centre to loosen. Blot up loosened stain with towel. Rinse blot or extract. Pen Graffiti: Spray on immediately and agitate with cloth or brush and wipe off. Clothing: Prior to laundering, spray collars, cuffs, grease and ink then launder in the normal fashion. \*NOTE: Always test spotter for fibre compatibility prior to use.



## Orange Splash

DESCRIPTION: Spray and wipe cleaner/degreaser concentrate with D-Limonene and vegetable detergents.

DILUTION: Heavy carbon based soils – Like chicken rotisseries, stove etc. use undiluted and leave soak for at least 5 minutes before agitation with a scouring pad. Heavy fatty, greasy deposits and soap scum found in shower blocks, kitchens mining camps, engineering works.

General Spray & Wipe Cleaning – Dilute- 1 part cleaner to 10 parts water (50mls to 500mls water.) Apply by refillable trigger spray – It instantly dissolves ink stains and general grime on painted and unpainted surfaces without smearing, even glass. Because it contains no petroleum solvents it may be used on plastics, clear acrylic sheeting, polycarbonates without fear of cracking or hazing.



## Graffiti Remover

DIRECTIONS: Spray liberally onto surface, allowing time to activate with the matter to be removed. A hand bristle brush may be required for more difficult situations. Rinse off with clean water.







# PRODUCTS AND DESCRIPTION



## Alkakleen



### DIRECTIONS:

For the removal of baked fats or grease, spray on undiluted and allow 5 minutes to penetrate.

For heavy carbon build up, use a wire brush and rinse equipment thoroughly, then apply Alkakleen undiluted and then rinse off thoroughly after 5 minutes. Further applications may be diluted depending on the severity of build up. Alkakleen should not be used on aluminium pots or pans.

ALKAKLEEN is also recommended for use in diluted form for steam cleaning of engines. AVOID CONTACT WITH PAINTED SURFACES.



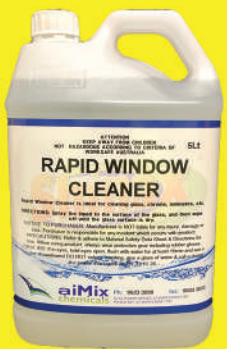
## Cleaning Vinegar

Fantastic cleaning ability and effective anti-bacterial properties. It is a safe, non toxic way to get your home or work cleaned, disinfected and chemical free, without

compromising your health or safety. Effectively killing germs and bacteria due to its acidity levels. It's also a smart cleaning choice being 100% biodegradable and environmentally friendly helping you avoid the use of harsh chemicals.

**DIRECTIONS:** Spray vinegar full strength on tile and grout. Let it sit for a few minutes, then use a scrub brush to brighten grout.

- Vinegar will help reduce mildew in the bathroom.
- Clean floors, walls, tiles, drains, windows, grills,
- Kills germs, removes odours
- Use in laundry to brighten and whiten clothes and remove stains



## Rapid Window Cleaner



Rapid Window Cleaner is ideal for cleaning glass, chrome and laminates etc.

**DIRECTIONS:** Spray the liquid to the surface of the glass, and then wipe off until the glass surface is dry.



## Window Cleaner



Window Cleaner is a blue clear liquid for cleaning glass, chrome and laminates etc.

**DIRECTIONS:** Apply the liquid to the surface of the glass, and then wipe off until the glass surface is dry



## Ph-7



**DESCRIPTION:** Liquid detergent PH-7 is a broad-spectrum type of surface active material designed for mild cleaning applications where strong caustic levels are not required.

PH-7 is ideal for institutional cleaning situation as it is non-corrosive, non-toxic, mild on hands and economical to use.

### USAGE AND APPLICATION:

As a general-purpose detergent: Use 20mls per litre of warm water at 60 deg. C  
For heavy cleaning duties: Use 50mls per litre of warm water at 60 deg. C





# PRODUCTS AND DESCRIPTION



## Sugar Soap Liquid



Sugar Soap Liquid is a heavy duty cleaner for washing dirt, grease, smoke stains and general grime from surfaces leaving them in optimum condition for painting or wallpapering.

**DIRECTIONS:** Wear gloves when pouring, diluting, refilling & using.

**MIXING:** Add 2 cups full per 5 litres of warm water. Use undiluted for stubborn stains.

**APPLICATION:** Using a sponge or soft cloth, apply in a side to side motion, working upward from the bottom of the wall to avoid running. Allow a few minutes for sugar soap to penetrate.



## Furniture Polish

A special blend of silicone and wax formulated to clean and protect furniture.

Removes smudges and leaves a lasting shine. Directions: Apply neat and wipe clean with lint free cloth.



## Safe Degreaser

Dilute up to 1 in 20 with warm water & mop floor. This is 500mL per 10L bucket of warm water.

Exact dilution is in accordance with task for engine degreasing: spray undiluted leave few min. and wipe away for steam cleaning dilute 1 in 50-100 part water according to task.



## Alkaline Degreaser



Water based, non-caustic, heavy duty, highly concentrated, quick break cleaner degreaser, ideal in removing grease, built up stain, grime, and soil from car engine

parts, spare parts, surface areas such as metal, floors, stainless steel, exhaust fans, air vents, and in many other places where grease might gather.

**DIRECTIONS:** Dilute up to 1 in 20 with warm water & mop floor. This is 500mL per 10L bucket of warm water. For engine degreasing: spray undiluted leave for steam cleaning dilute 1 in 50-100 part water according to task.



## Super Floor Stripper

A fast acting, safe floor stripper, especially effective for the removal of metalised sealer and polishes.

- 1) For heavy sealer or polish buildup, use 1 part stripper to 4 parts water.
- 2) For light stripper or polish build-up, use 1 part stripper to 12 parts water.
- 3) Dilute stripper preferably with hot water, but if not available cold water will suffice.

Allow slightly longer contact with floor. Mop over and machine scrub using black stripping pad. Allow sufficient contact time to effect penetration & softening of the seal or polish. Remove debris chemical residue remaining by damp mopping with clean water and well rung out mop to remove all soil. Use plenty of clean water to rinse area thoroughly thereby leaving a chemically clean or neutral floor. Allow to dry before re-applying a-1 interlock or gleam.





# PRODUCTS AND DESCRIPTION



## Neutractable

As a brush and pad speeds of modern floor maintenance machinery becomes higher, so does the need for higher levels of floor cleanliness.

Higher floor temperature, due to these higher pad speeds soften floor finishes allowing surface dirt, dust and grime top penetrate and embedded in the surface, making it discolour, dull and require frequent stripping.

NEUTRA-CLEANER'S formula keeps floor shiny and squeaky clean. It neutralises alkalinity after stripping, just adding it to your rinse water means you only have to rinse once.

For automatic machines or manual mopping:  
**DIRECTIONS:** Manual Mopping- Use hot or cold water. Dilute 1 part to 40 parts water, no need to rinse. Auto Scrubbing - Dilute 1 part to 100 parts water.

Suitable for use in kitchens and food preparation areas!



## Ammonia Free Floor Cleaner

A powerful non-ammoniated formula with a lemon fragrance. It's ideal use is in cleaning most common floor types including vinyl surfaces, tiles & concrete floors.

It removes dirt, cleans grime & leaves behind a fresh lemon odour.

**DIRECTIONS:** Dilute up to 1 in 20 with warm water & mop floor. This is 500mL per 10L bucket of warm water.



## Concrete Cleaning Powder

CONCRETE CLEANER is a concentrated concrete powder.

**DIRECTIONS:** Simply wet floor then sprinkle powder over the wet floor. Allow to penetrate then work with broom then simply hose off.

Note: NEVER PUT WASTE DOWN STORMWATER DRAINS.



## Concrete Floor Cleaner

Ideal for mechanical workshop floors, driveways, garages. Concrete Floor Cleaner has the power to remove oil and grease stains on most kinds of floors.

**DIRECTIONS:** Spray undiluted on stains and leave for few minutes, scrub and then rinse away.



## Ammonia Power Floor Cleaner

High performance water-based floor cleaner powered with high ammonia concentration.

Leaves floor clean with a sparkling finish.

**DIRECTIONS:** Dilute up to 1 in 20 with warm water & mop floor. This is 500mL per 10L bucket of warm water.





# PRODUCTS AND DESCRIPTION



## Carpet Extraction Liquid

**DIRECTIONS:** PRESPRAY: Dilute 1 part solution in 40 parts water depending on level of soil.

**TANKS:** Dilute 1 part solution in 150 parts water.  
**WATER TEMPERATURE:** For best performance, hot water should be used, although the product operates cold.  
For wool carpet water should not exceed 70C.



## Citrus Carpet Extraction Liquid

**DIRECTIONS:** PRESPRAY: Dilute 1 part solution in 40 parts water depending on level of soil.

**TANKS:** Dilute 1 part solution in 150 parts water.  
**WATER TEMPERATURE:** For best performance, hot water should be used, although the product operates cold.  
For wool carpet water should not exceed 70C.



## Chewing Gum Remover

This specially formulated product is designed for the removal of chewing gum from carpet areas.

The carefully selected solvents incorporated in this product will take the stick out of the gum, thus making it easy to remove. Chewing gum remover will not damage carpet in any way.

**DIRECTIONS:** Simply spray undiluted chewing gum remover onto affected area. Allow up to 5 minutes for the chemical to work then simply remove gum by hand or with a nailbrush.



## Odourkill

**DESCRIPTION:** ODOUR KILL is used for the removal of putrid odours from carpet and hard surfaces. Because of the many thousands of odour types, removal has always been difficult.

ODOUR KILL is one of the very few chemicals available that actually combines with unpleasant odours to create a non-odour. Even rotting food, smoke, pets urine & drains can be deodorized with ODOUR KILL, leaving a pleasant, fresh aroma.

**DIRECTIONS:** Odour remover 1:5 dilution.

General Cleaning: 1:10 dilution.







# Contact Us Today!

 (02) 9623 3288

 [chrystal@aimixchemicals.com.au](mailto:chrystal@aimixchemicals.com.au)

 [aimixchemicals.com.au](http://aimixchemicals.com.au)

